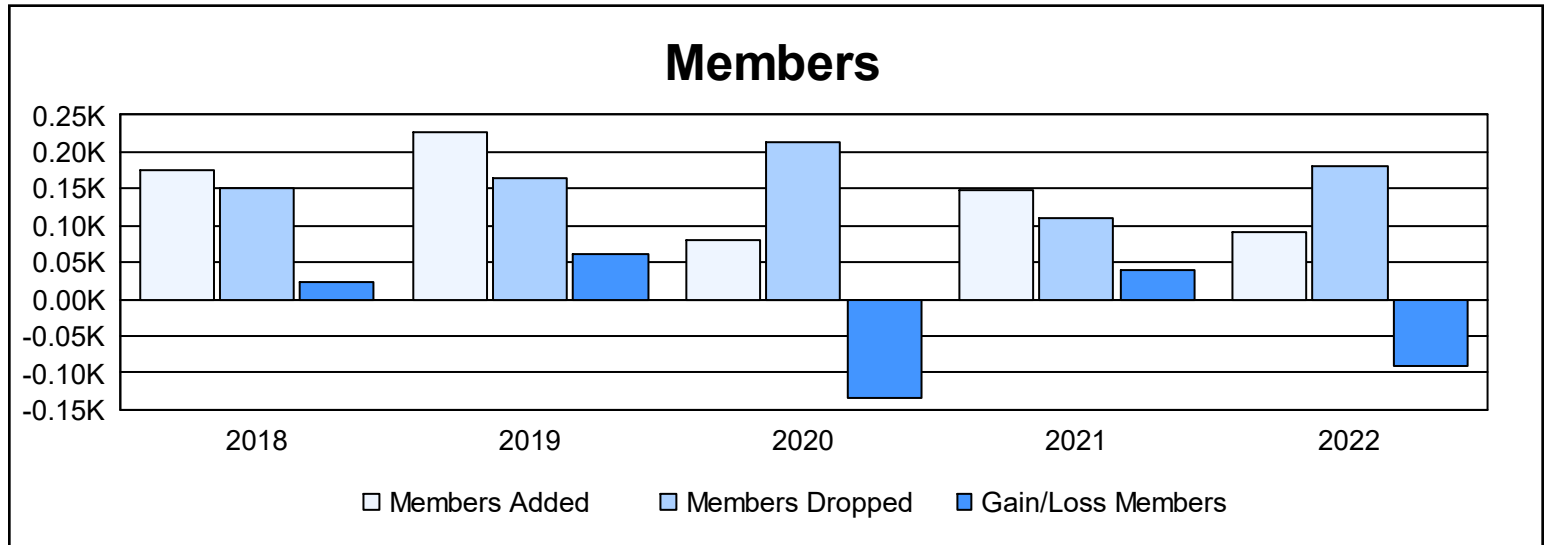
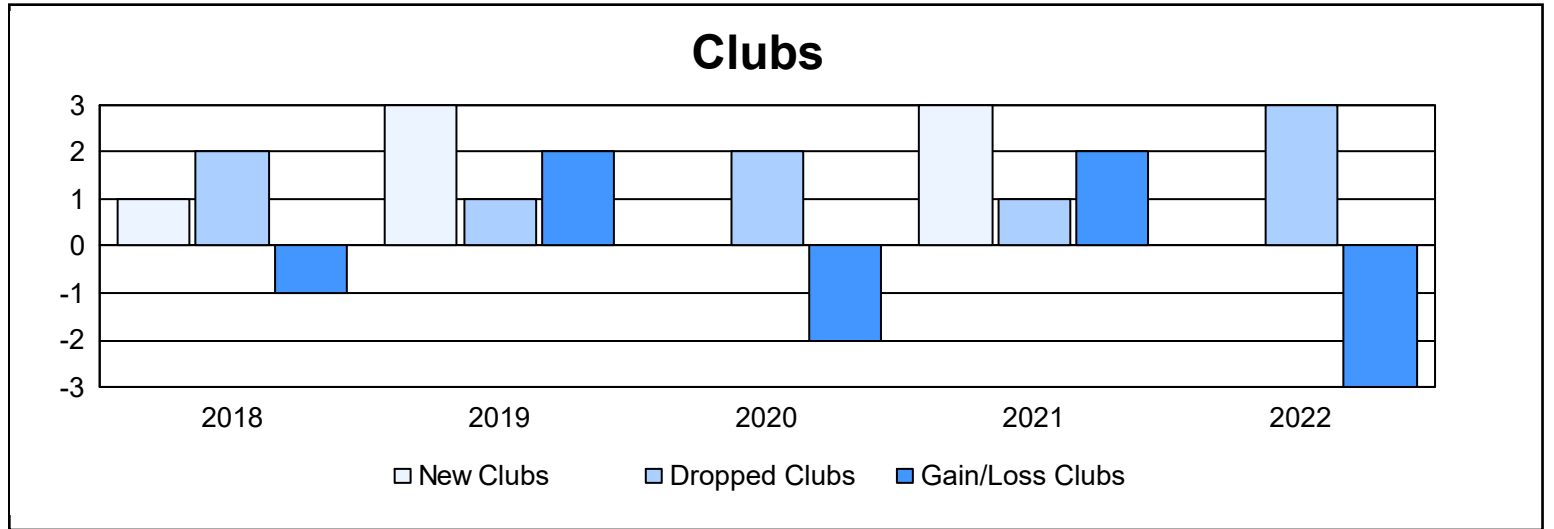
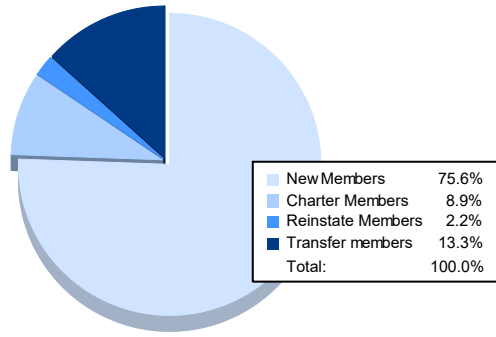


| Year | New Clubs | Dropped Clubs | Gain/ Loss Clubs | New Members | Charter Members | Reinstate Members | Transfer Members | Total Member Added | Total Members Dropped | Gain/ Loss Members |
|----------------|-----------|---------------|------------------|-------------|-----------------|-------------------|------------------|--------------------|-----------------------|--------------------|
| 2017-2018 | 1 | 2 | -1 | 133 | 24 | 13 | 4 | 174 | 150 | 24 |
| 2018-2019 | 3 | 1 | 2 | 84 | 121 | 8 | 13 | 226 | 165 | 61 |
| 2019-2020 | 0 | 2 | -2 | 71 | 2 | 3 | 3 | 79 | 213 | -134 |
| 2020-2021 | 3 | 1 | 2 | 69 | 76 | 3 | 1 | 149 | 110 | 39 |
| 2021-2022 | 0 | 3 | -3 | 68 | 8 | 2 | 12 | 90 | 181 | -91 |
| Average | 1 | 2 | 0 | 85 | 46 | 6 | 7 | 144 | 164 | -20 |



Membership Composition June 2022 Cumulative



Gender Composition June 2022 Cumulative

